

How to Dispose of Garbage and Recyclables in Kasugai City (Digest Version)

'Gomi station' is a garbage collection spot that should be kept clean by everyone who uses it. Please follow the regulations and put out garbage and recyclable items.

- **Burnable garbage, non-burnable garbage and plastic containers and packaging** should be disposed of **in their respective designated bags**. You can buy the designated bags at supermarkets and convenience stores.
- Put your recyclable items or garbage out at the designated 'Gomi Station' in your area **by 8 a.m.** on the specified collection day. **Do not put them out the day before.**
- The collection days for the recyclable items and garbage for each area are written on **'Kankyo (environmental) Calendar'**. It is available at the city hall or other public facilities.

※Items that measure 80cm or more in length and 50kg or less in weight are not allowed to be placed at 'Gomi station'

【Garbage and recyclable items which can be collected at 'Gomi Station'】 → To Bulky waste

Recyclable Items

Plastic container and packaging
[The designated transparent bag]
Once a week



How to dispose of

Containers/trays



Egg packages




Food trays



Containers of noodles and drinks

- Put them in the designated transparent bag for plastic containers and packaging.

- Put out plastic container and packaging with  Pla-mark (Plastic mark).

- Rinse out the inside quickly with water.

Bags/wrappings



Frozen food bags



Rice bags



Snack candy bags

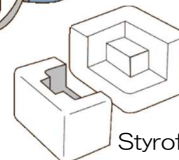
Bottles/others



Plastic bottles of seasoning, shampoo and detergent



Bottle caps and labels



Styrofoam

Metal products

(Including small-sized home electrical appliances)

[No designated bag]

Once a month



How to dispose of

Pots/Cooking Utensils



Umbrellas

- Put in a transparent or semi-transparent bag. There is no designated bag for them.

- Put out items with a lot of metal parts. Take off other parts than metal, if they can easily be removed.

- Wrap knives, blades, etc. in paper.

- Remove the batteries before putting out.



Stationeries

Cans for food



Kerosene stoves



Electrical appliances
※Appliances with electrical cords.



Metal products

(Flammable / Ignitable Dangerous Waste)

[Designated red bag]



How to dispose of

Rechargeable small appliances

Electronic cigarettes



Rechargeable vacuum cleaners



Mobile batteries



- Put in garbage in the designated red bag.

- Use up the lighter.

- Empty the spray can / gas cylinder and make a hole. (If you cannot, bring it to a public facility.)

- Bring mobile phones and smartphones to public facilities and stores for collection



Disposable lighters



Spray cans / Gas cylinders

Drink cans [No designated bag]

Twice a month



How to dispose of

Drink cans



Aluminum cans

Steel can

- Put in a transparent or semi-transparent bag . There is no designated bag for them.
- Put out drink cans only. Other tin cans (cans for food, sweets) should be put out on the Metal collection day.
- Rinse the inside quickly with water.



Cans for food Spray cans

Put out on the Metal collection day

Food or drink bottles [No designated bag]

Twice a month



How to dispose of

Food or drink bottles



Broken bottles



Cosmetic bottles

- Put in a transparent or semi-transparent bag. There is no designated bag for them.
- Put out food or drink bottles only. Broken bottles or cosmetic bottles should be put out on the non-burnable garbage day.
- Take off the cap and lid, and rinse the inside quickly with water. Metal caps should be put out on the metal collection day.

Put out on the non-burnable garbage collection day.

Plastic bottles [No designated bag]

Twice a month



How to dispose of

Plastic bottles



PET

Caps



Labels

- Put in a transparent or semi-transparent bag. There is no designated bag for them.
- Put out plastic bottles which have a PET mark for drink, seasoning, etc.
- Take off the cap and label, and rinse the inside with water. Put out the caps and labels on the plastic container and packaging collection day.

Put out on the plastic container and packaging collection day.

Recyclable papers [No designated bag]

Twice a month



How to dispose of

Newspapers / Corrugated cardboards



Please do not put out the recyclable items as much as possible on rainy days.



- Tie them with string
- ※ Tie newspapers and inserts together
- ※ Do not use packing gum tape
- ※ Use paper string as much as possible

【Cross section of cardboard】



There is space between paper layers.

Old clothes



only clean clothes that still can wear

Put in a transparent or semi-transparent bag. No designated bag for them.

Milk cartons

Rinse the inside with water

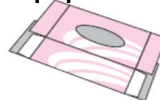


Cut it open and dry



Tie them with string.
※ Use paper string as much as possible

Other paper items



Tie small papers with magazines, or put them in a paper bag and tie itself.

Magazines



Tie them with string.
※ Use paper string as much as possible



Burnable garbage [Designated yellow bag]

Twice a week



How to dispose of

Kitchen waste



Wood scraps



Paper scraps



Leather goods



Shoes

Mayonnaise/Toothpaste/Cooking oil containers

Plastics with ♻️ mark which are dirty

Make the futon (bedding) smaller than 80 cm by tying it and put it in the designated yellow bag.

Futon (bedding) / sheets

Plastic items that measure 30cm or less in length

Clothespin/Lunch box / CD case



Non-burnable garbage [Designated blue bag]

Twice a month



How to dispose of



Cosmetic bottles

Glass wares/pottery

- Put garbage in the designated blue bag.
- Put out Non-burnable items such as glass wares, pottery, rusty cans, and plastic items that measure 30cm or more and less than 80 cm in length.
- Wrap broken glass and pottery in paper.

Broken bottles

Plastic items that measure 30cm or more and less than 80cm in length.



Planter



Bucket



Washbowl

[Items which will be collected at the places other than 'Gomi Station']

Dry cell batteries

The designated boxes at public facilities, financial institutions or post offices

How to dispose of

Put in

Dry cell batteries



- Put in **dry cell batteries only**.
- They will also be collected at 'Gomi station' twice a year (June/December).
- Place the **rechargeable batteries** and **button batteries** respectively in the designated boxes at **electronics retail stores, super markets, etc.**

Button batteries



Rechargeable batteries



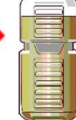
Cooking oil

Twice a month
Collected at the designated public facilities.



Put the oil in a bottle and put the lid on.

Filtration



Put-in



How to dispose of

- Put in **vegetable oil used at home**.
- Collectable from 9:00 a.m. to 4:00 p.m.

1st and 3rd
Wednesday
Every month

City Hall East Building, General Welfare Center
Rediyan Kasugai, Seibu Fureai Center
Chuo Public Hall, Takagi Public Hall,
Kotsu Jido Yuen, Kasugai Genkikko Center,
Public Sanitation Office

2nd and 4th
Wednesday
Every month

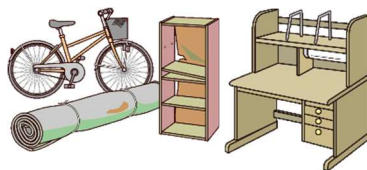
Ajiyoshi Fureai Center, Nambu Fureai Center
Chita Public Hall, Tobu Shimin Center
Kozoji Fureai Center, Sakashita Public Hall
City Office Sakashita Branch, Green Palace
Kasugai, Eco Messe Kasugai (Recycling Plaza)

Bulky waste Specified waste

Apply for collection
or bring to the Clean
Center by yourself.

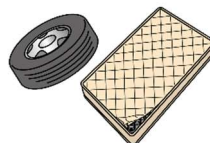
How to dispose of (A fee is charged)

Bulky waste



**Items that measure 80cm or more in length
and 50kg or less in weight**

Specified waste



**Spring mattress, Car batteries
Car tires, Car wheels, etc.**

- When you **apply for the collection** of bulky waste, call the **Public Sanitation Office** TEL : 0568-84-3211
- When you **bring to the Clean Center by yourself**, call in advance. TEL : 0568-88-0247

When you apply for the collection,
buy a bulky waste ticket for each
item and affix it on the item.



Personal computers

The computer
Manufacturer,
PC 3R Promotion
Association, Home
Collection Service

**Personal computers are not collected and processed by the city.
Contact one of the followings.**

- **Reception desk of each manufacturer.**
- **PC3R Promotion Association** TEL : 03-5282-7685
- About home collection service, call **ReNet. Japan**
Recycle Inc. TEL : 0570-085-800



4 Home Appliances

Apply for collection
or bring to the
designated disposal
location by yourself.

**When you buy a replacement for the air conditioner, TV, refrigerator/freezer,
washing machine /clothes dryer, the home appliance retailer you're buying will
collect your old item for a fee.**

**If it's not a replacement, please contact A, B or C after paying the
recycling fee.**

First, pay the
recycle fee at the
post office or
Japan Post Bank.



- A** Bring the item to **the designated disposal location**
by yourself. Reference: In the city, Nippon Express Co.,
Kasugai Logistics Center; 4662-1, Aza Kamitokobo
Takaki-cho TEL : 0568-86-5737
- B** Pay separate handling fee of 2,000 yen and bring the
item to the Clean Center by yourself.
TEL:0568-88-0247
- C** Pay separate handling fee of 3,000 yen and apply for
collection to the Public Sanitation Office.
TEL : 0568-84-3211

You can use "San'aru (3R)", Recyclables and
Garbage Sorting App to find out how to dispose of
recyclable items and garbage.



For Inquiries

About separating waste, reducing the total amount of waste and recycling



The Sanitary Administration Section

(TEL : 0568-85-6222 Address : 5-44, Toriimatsu-cho)

About the collection of bulky waste and other types of waste and 'Gomi Station'



The Public Sanitation Office

(TEL : 0568-84-3211 Address : 4957-2, Takaki-cho)

About bringing in bulky waste and other types of waste by yourself



The Clean Center

(TEL : 0568-88-0247 Address : 1-2, Kagiya-cho)

※Inquiries over telephone accepted only in Japanese.